

J952(V,X)*

High Efficiency, Two-Stage Condensing, Upflow/Horizontal Gas Furnace Models

95.0 AFUE

60,000 - 120,000 Btuh Input

The high efficiency upflow gas furnace may be installed free standing in a utility room, basement, or enclosed in an alcove or closet. Upflow/horizontal units come ready for upflow or horizontal application. The extended flush jacket provides a pleasing “appliance appearance.” Design certified by CSA for application in Canada and the United States.



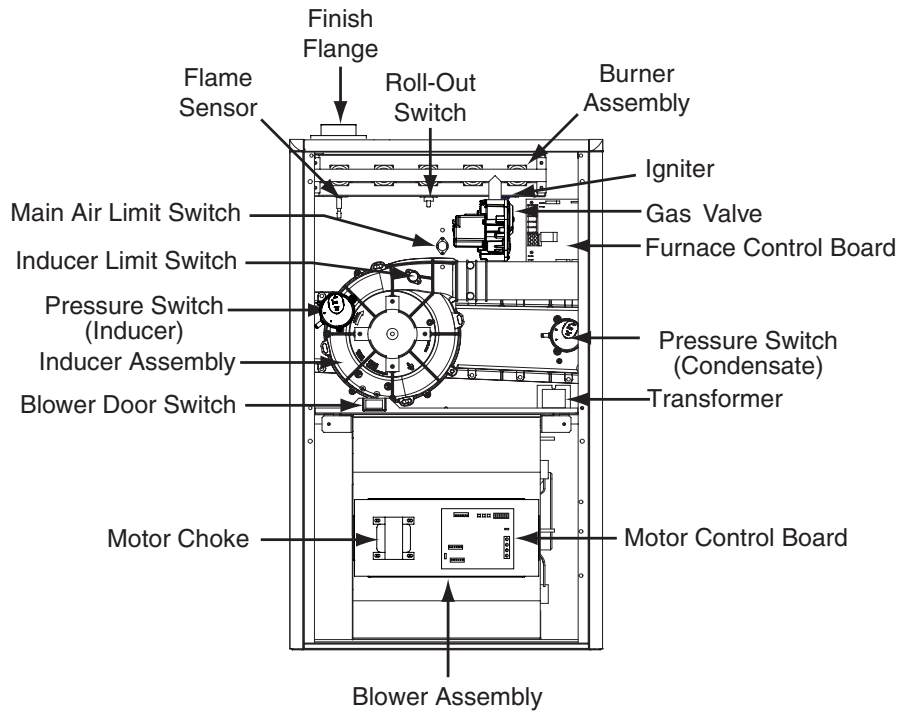
For California installations in SCAQMD only: This furnace does not meet the SCAQMD Rule 1111 NOx emission limit (14 ng/J), and thus is subject to a mitigation fee of up to \$450. This furnace is not eligible for the Clean Air Furnace Rebate Program: www.CleanAirFurnaceRebate.com.

FEATURES and BENEFITS

- **100% fired and tested:** All units and each component are tested on the manufacturing line.
- **30 second blower delay** at start-up assures a warm duct temperature at furnace start-up. Adjustable blower off settings (60, 90, 120 and 180 seconds).
- **30 second post purge** increases life of heat exchanger.
- **Hot surface igniter:** Innovative application of a silicon nitride type igniter. Utilizes proven Smartlite® technology.
- **Flexible category IV venting system:** May be vertically or horizontally vented using either a one-pipe or two-pipe system for maximum flexibility in installation.
- **High Static Blowers:** All models equipped with high static blowers.
- **Low Boy Height:** Easy to apply in low ceiling applications, works well with taller high SEER coils, easier to handle and install.
- **Tubular primary heat exchanger:** Heavy gauge aluminized steel heat exchanger and stainless steel secondary heat exchanger assures a long life.
- **60 second fixed cooling cycle blower-off delay (TDR)** increases cooling performance.
- **High efficiency blower kits** maximize efficiencies. On select units, a SEER improvement of up to 1 point is realized.
- **LP convertible:** Simple burner orifice and regulator spring change for ease of convertibility.
- **Diagnostic lights for easy troubleshooting without counting flashes:** Dedicated light for flame signal strength and 2 lights in combination to indicate all other fault codes with easy to recognize states without counting flashes.
- **Incorporates integrated control board** with connections for electronic air cleaner and humidifier.
- **Two piece door design** enhances furnace appearance and uses captured screws to prevent losing door screws.
- **Blower Compartment:** Sealed door to reduce air leakage and insulated for ultra quiet operation.
- **Sealed Vestibule** reduces burner and inducer sound levels.
- **Furnace Air Leakage:** These furnaces comply with Energy Star cabinet air leakage requirement of less than or equal to 2%. Keep the conditioned air flowing to where it's needed.
- **PolyPro by DuraVent:** These furnaces have been tested with and are approved to be installed with DuraVent's PolyPro venting system.

GAS FURNACE COMPONENTS

UPFLOW / HORIZONTAL FURNACE

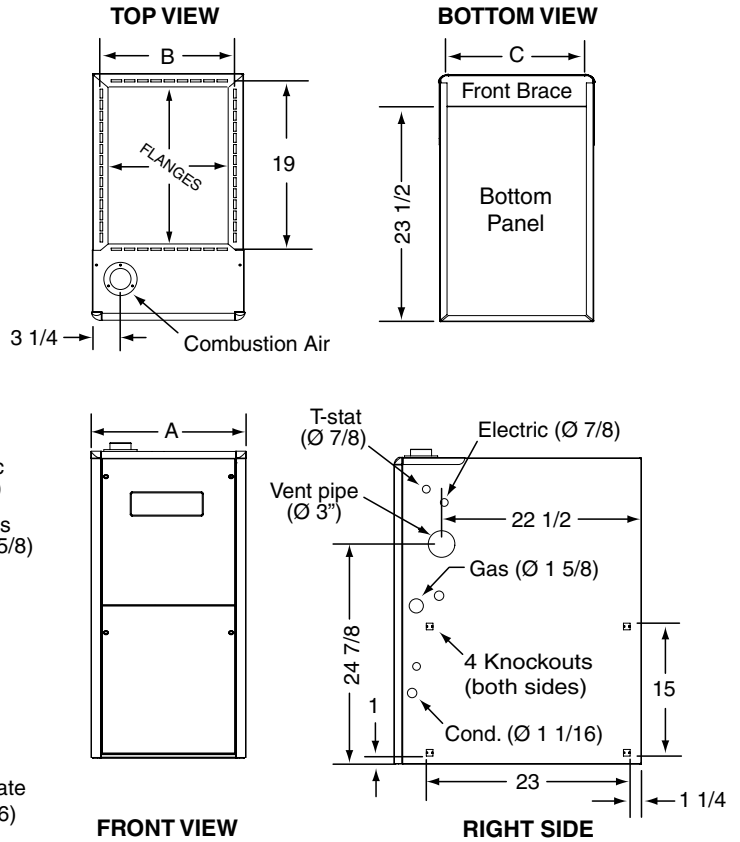


J952(V,X)* Series -Upflow / Horizontal Furnace

DIMENSIONS

J952(V,X)* Upflow / Horizontal Furnaces			
Model #'s	Dim. -A-	Dim -B-	Dim -C-
060BU	17 1/2	15 7/8	16 1/8
080CU	21	19 3/8	19 5/8
100CU			
120DU	24 1/2	22 7/8	23 1/8

NOTE: Dimensions shown in inches.



J952(V,X)* Series -Upflow / Horizontal Furnace

VENTING

All models are approved for vertical non direct (1 pipe) and direct (2 pipe) venting applications. See Vent Table below for specified sizes and allowable lengths.

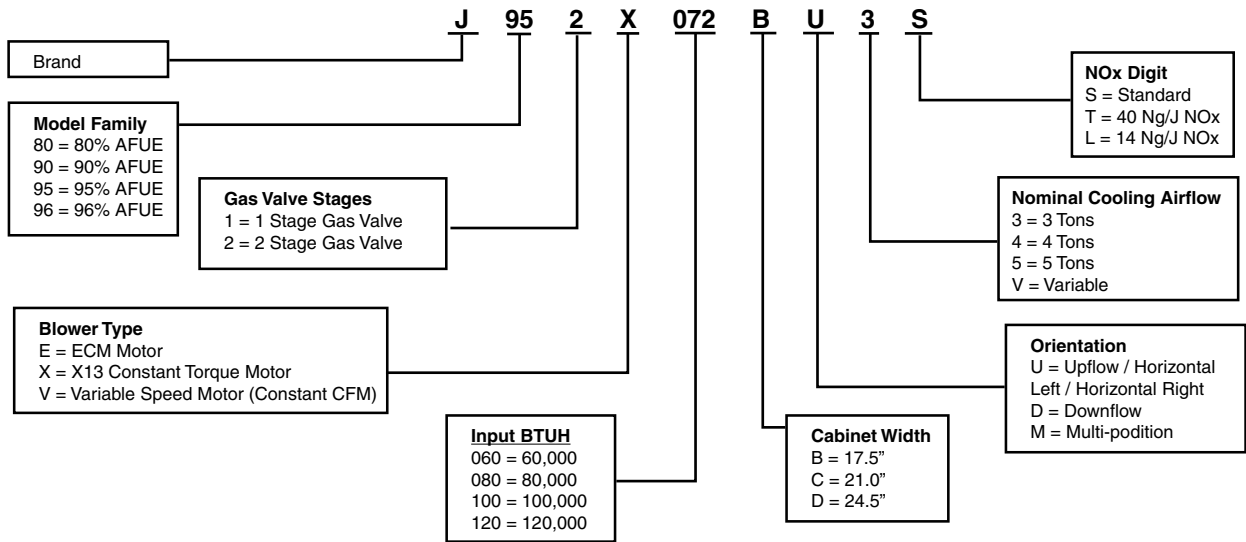
VENT TABLE

MODELS	SINGLE PIPE LENGTH (FT.) with 1 long radius elbow*		DIRECT VENT, DUEL PIPE LENGTH (ft.) WITH 1 long radius elbow on each pipe*	
	OUTLET	OUTLET	INLET/OUTLET	INLET/OUTLET
	2"	3"	2"	3"
060BU	70	90	70	90
080CU	50	90	50	90
100CU	60	90	60	90
120DU	N/A	90	N/A	90

* NOTE:

1. Subtract 2.5 ft. for each additional 2" elbow and 3.5 ft. for each additional 3" elbow.
2. Two 45 degree elbows are equivalent to one 90 degree elbow.
3. One short radius elbow is equivalent to two long radius elbows.
4. Do not include termination elbows in calculation of vent length.
5. This table is applicable for elevations from sea level to 2000 ft. For higher elevations decrease vent pipe lengths by 8% per 1000 ft. of altitude.
6. Only the listed pipe materials are approved for use with J952(V,X) Condensing Furnaces.

MODEL IDENTIFICATION CODE



SPECIFICATIONS

J952(V,X)*U MODEL NUMBERS	060BU	080CU	100CU	120DU
Input - BTUH	60,000 / 39,000	80,000 / 52,000	100,000 / 65,000	120,000 / 78,000
Heating Capacity - BTUH	57,000 / 37,000	76,000 / 49,000	95,000 / 62,000	114,000 / 74,000
AFUE	95.0	95.0	95.0	95.0
Motor H.P. - Speed - Type	1/2 - Variable	3/4 - Variable	3/4 - Variable	1 - 16 - ECM
Motor FLA	6.9	9.3	9.3	12.0
Rated Ext. SP - In. W.C.	0.5	0.5	0.5	0.5
Temperature Rise Range - F	30-60	35-65	35-65	40-70
Shipping Weights (lbs)	122	138	144	154

ACCESSORIES

KITS	
Description	SKU
2" Concentric vent kit, Canadian and US approved	904952
3" Concentric vent kit, Canadian and US approved	904953
2" Side wall vent kit	904617
3" Side wall vent kit	904347
U.S. LP Conversion kit (0 to 10,000 ft.)	905028
Canada LP Conversion kit (0 to 4,500 ft.)	905029
Bottom return filter 20 per box, "B" cabinet	904916
Bottom return filter 20 per box, "C" cabinet	904917
Bottom return filter 20 per box, "D" cabinet	904918
Side return filter kit	541036
Neutralizer kit	902377
"B" Cabinet variable speed, high efficiency, VSHE	904877
"C" Cabinet variable speed, high efficiency, VSHE	904878
"D" Cabinet variable speed, high efficiency, VSHE	904879
Furnace Twinning Kit	1010035



Before purchasing this appliance, read important energy cost and efficiency information available from your retailer. Specifications and illustrations subject to change without notice and without incurring obligations. Printed in U.S.A (03/2021)